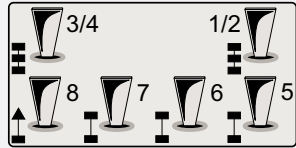
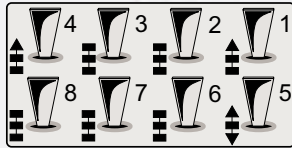


Multi-Switch-Prop system



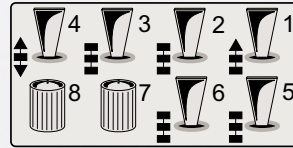
Multi-Switch 8 module
No. F 1511

This module is designed for controlling auxiliary functions, and expands one proportional channel on the transmitter to provide 8 switched functions.



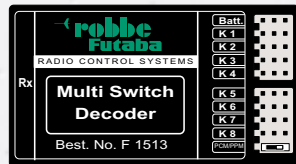
Multi-Switch 16 module
No. 8084

This module is designed for controlling auxiliary functions, and expands one proportional channel on the transmitter to provide 16 switched functions.



Multi-Switch-Prop module
No. 8101

Optional module for controlling auxiliary functions; expands one proportional channel on the transmitter to provide 12 switched functions and 2 proportional servo channels. This is a combination module which covers most requirements.

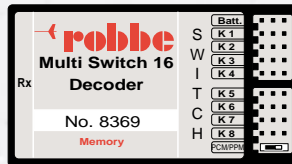


Multi-Switch 8 decoder
No. F 1513

For each Multi-Switch module in the transmitter you need one decoder at the receiver.

The decoder takes up only one servo channel, and can switch **8 channels** directly. Operating voltage 4.8 - 12 V, max. 1.2 A per output.

Set includes 8 connecting leads, F 1439.



Multi-Switch 16 Memory Decoder
No. 8369

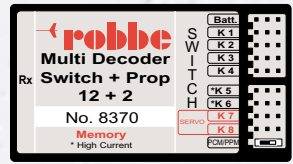
For each Multi-Switch module in the transmitter you need one decoder at the receiver end.

This takes up only one servo channel, and can switch **16 channels** directly. Operating voltage 4.8 - 24 Volts, up to 1.8 A per output.

Now with **Memory Function**: both channels assigned to a single switch can be turned on simultaneously. The memory function can be switched off at any time.

The Multi-Switch 16 decoder can also process the switched functions of the 8-channel module, but can only control 8 channels in this configuration.

The output stage of this decoder features protection against short-circuit, reverse polarity and overheating, making it virtually indestructible. Set supplied with-out connecting leads.



Multi-Switch-Prop Memory Decoder
No. 8370

For each Multi-Switch module in the transmitter you need one decoder at the receiver end. This takes up only one servo channel, and can switch **12 channels** directly as well as providing **2 servo channels**.

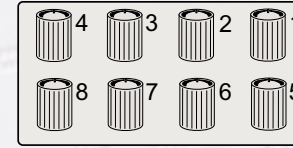
Operating voltage 4.8 - 24 Volts, up to 2.7 A per output.

Now with **Memory Function**: both channels assigned to a single switch can be turned on simultaneously. The **memory function** can be switched off at any time.

The Multi-Switch-Prop decoder can also process the switched functions of the 8-channel and 16-channel modules.

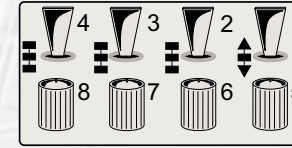
The output stage of this decoder features protection against short-circuit, reverse polarity and overheating, making it virtually indestructible. Set supplied with-out connecting leads.

Multi-Switch-Prop system



Multi-Prop 8 module
No. F 1512

This module is designed for controlling auxiliary functions, and expands one proportional channel on the transmitter to provide 8 proportional functions. It provides accurate, simultaneous control of 8 channels.



Multi-Prop 4+4 module
No. 8039

The same as the above module, but with 4 switches and 4 rotary controls. Ideal for all applications where your transmitter lacks one proportional channel, e.g. for bungee release, retracts, jettison mechanism, airbrakes etc.

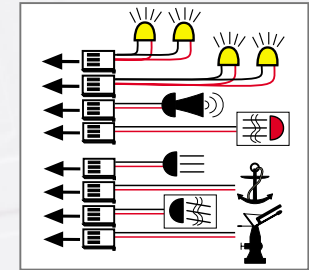
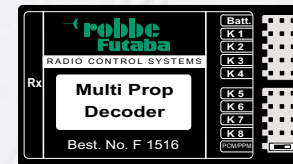


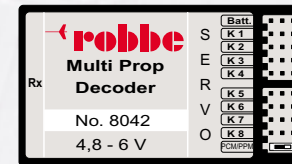
Diagram of typical auxiliary function circuit using the Multi-Switch 8 decoder.



Multi-Prop 8 decoder
No. F 1516

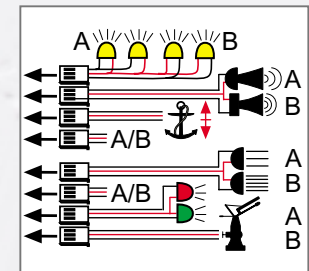
This module is designed for controlling auxiliary functions, and expands one proportional channel on the transmitter to provide independent control of 8 servos or speed controllers.

Operating voltage 4.8 - 6 Volts. Set includes 8 x F 1439 connecting leads



Multi-Prop 8 decoder
No. 8042

For each Multi-Prop module in the transmitter one decoder is required at the receiver end. Same decoder as No. F 1516, but without connecting leads.



Typical circuit including Multi-Switch 16 decoder. Each decoder channel output can always control two functions (A and B).

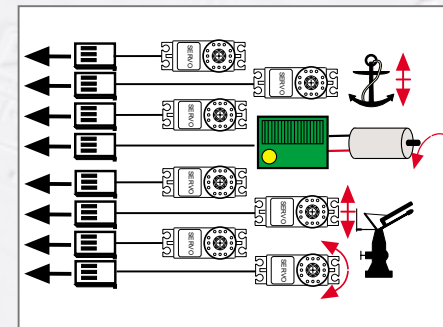


Diagram of typical auxiliary function circuit using the Multi-Prop 8 decoder.

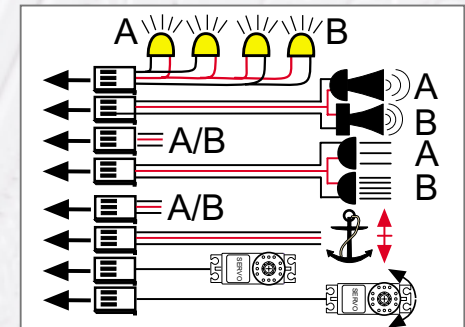


Diagram of typical auxiliary function circuit using the Multi-Switch-Prop 12 + 2 decoder. Each decoder channel output can always control two functions (A + B). Full proportional control of the servo channels is available.